

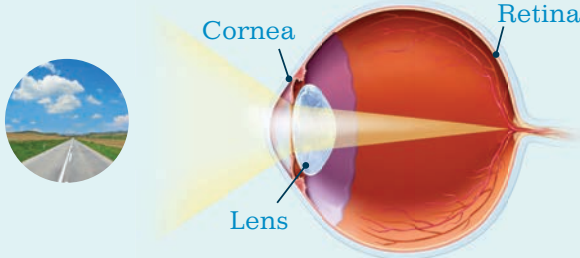
Cataract Surgery

At A Glance

Choosing the Right Lens

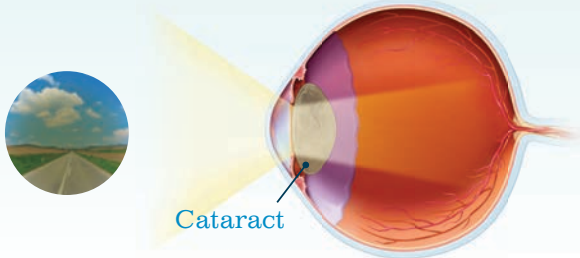
The artificial lens you select can have a major impact on your vision.

Healthy Eye



Light enters the eye through the cornea, passes through the natural crystalline lens and is accurately focused onto the retina, providing a crisp, clear image.

Eye with Cataract

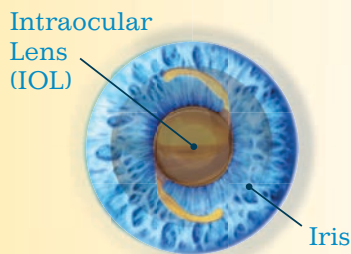


As the eye ages, the lens becomes cloudier, allowing less light to pass through. The light that does make it to the retina is diffused or scattered, leaving vision blurry.

Common Cataract Symptoms

- Blurred vision
- Faded or dull colors
- Poor night vision
- Sensitivity to light

The Cure for Cataracts



The only truly effective treatment for cataracts is to remove the cloudy natural lens and replace it with an artificial intraocular lens (IOL) implant. This lens sits behind the iris, so it won't be visible.

AcrySof® Lens Options

AcrySof® IQ ReSTOR® IOL Multifocal Lens



Near

Intermediate

Distance

Astigmatism

Most IOLs can only correct vision at one distance – these advanced technology lenses correct vision near, far and in-between, for your best chance at freedom from glasses!¹



AcrySof® IQ Toric IOL Astigmatism-Correcting Monofocal Lens



These advanced technology lenses are designed to correct astigmatism at the time of surgery, for clear distance vision usually without the need for glasses.² However, you will still need glasses for reading.



AcrySof® IQ IOL Monofocal Lens



Typically covered by insurance or Medicare, these trusted lenses provide clear distance vision.³ However, you will likely still need glasses for reading – and possibly for distance vision, particularly if you already have pre-existing astigmatism.



1. AcrySof® IQ ReSTOR® IOL Directions for Use
2. AcrySof® IQ Toric IOL Directions for Use
3. AcrySof® IQ IOL Directions for Use

Please refer to the accompanying important safety information for additional information about these AcrySof® IOLs.

Alcon

IMPORTANT SAFETY INFORMATION

AcrySof® IQ ReSTOR® IOL

CAUTION: Federal (USA) law restricts this device to the sale by or on the order of a physician. **INDICATIONS:** The AcrySof® IQ ReSTOR® Posterior Chamber Intraocular Lens (IOL) is intended for primary implantation for the visual correction of aphakia secondary to removal of a cataractous lens in adult patients with and without presbyopia, who desire near, intermediate and distance vision with increased spectacle independence. The lens is intended to be placed in the capsular bag.

WARNINGS/PRECAUTIONS: Careful preoperative evaluation and sound clinical judgment should be used by the surgeon to decide the risk/benefit ratio before implanting a lens in a patient with any of the conditions described in the Directions for Use labeling. Physicians should target emmetropia, and ensure that IOL centration is achieved. Care should be taken to remove viscoelastic from the eye at the close of surgery. Some patients may experience visual disturbances and/or discomfort due to multifocality, especially under dim light conditions. Clinical studies with the AcrySof® ReSTOR® lens indicated that posterior capsule opacification (PCO), when present, developed earlier into clinically significant PCO. Prior to surgery, physicians should provide prospective patients with a copy of the Patient Information Brochure available from Alcon for this product informing them of possible risks and benefits associated with the AcrySof® ReSTOR® IOLs. Studies have shown that color vision discrimination is not adversely affected in individuals with the AcrySof® Natural IOL and normal color vision. The effect on vision of the AcrySof® Natural IOL in subjects with hereditary color vision defects and acquired color vision defects secondary to ocular disease (e.g., glaucoma, diabetic retinopathy, chronic uveitis, and other retinal or optic nerve diseases) has not been studied. Do not resterilize; do not store over 45° C; use only sterile irrigating solutions such as BSS® or BSS PLUS® Sterile Intraocular Irrigating Solutions.

ATTENTION: Reference the Directions for Use labeling for a complete listing of indications, warnings and precautions.

AcrySof® IQ Toric IOL

CAUTION: Federal (USA) law restricts this device to the sale by or on the order of a physician. **INDICATIONS:** The AcrySof® IQ Toric posterior chamber intraocular lenses are intended for primary implantation in the capsular bag of the eye for visual correction of aphakia and pre-existing corneal astigmatism secondary to removal of a cataractous lens in adult patients with or without presbyopia, who desire improved uncorrected distance vision, reduction of residual refractive cylinder and increased spectacle independence for distance vision.

WARNINGS/PRECAUTIONS: Careful preoperative evaluation and sound clinical judgment should be used by the surgeon to decide the risk/benefit ratio before implanting a lens in a patient with any of the conditions described in the Directions for Use labeling. Toric IOLs should not be implanted if the posterior capsule is ruptured, if the zonules are damaged, or if a primary posterior capsulotomy is planned.

Rotation can reduce astigmatic correction; if necessary, lens repositioning should occur as early as possible prior to lens encapsulation. All viscoelastics should be removed from both the anterior and posterior sides of the lens; residual viscoelastics may allow the lens to rotate. Optical theory suggests, that, high astigmatic patients (i.e., > 2.5 D) may experience spatial distortions. Possible toric IOL related factors may include residual cylindrical error or axis misalignments. Prior to surgery, physicians should provide prospective patients with a copy of the Patient Information Brochure available from Alcon for this product informing them of possible risks and benefits associated with the AcrySof® IQ Toric Cylinder Power IOLs. Studies have shown that color vision discrimination is not adversely affected in individuals with the AcrySof® Natural IOL and normal color vision. The effect on vision of the AcrySof® Natural IOL in subjects with hereditary color vision defects and acquired color vision defects secondary to ocular disease (e.g., glaucoma, diabetic retinopathy, chronic uveitis, and other retinal or optic nerve diseases) has not been studied. Do not resterilize; do not store over 45° C; use only sterile irrigating solutions such as BSS® or BSS PLUS® Sterile Intraocular Irrigating Solutions.

ATTENTION: Reference the Directions for Use labeling for a complete listing of indications, warnings and precautions.

AcrySof® IQ IOL

CAUTION: Federal (USA) law restricts this device to the sale by or on the order of a physician. **INDICATIONS:** The AcrySof® IQ posterior chamber intraocular lens is intended for the replacement of the human lens to achieve visual correction of aphakia in adult patients following cataract surgery. This lens is intended for placement in the capsular bag. **WARNINGS/PRECAUTIONS:** Careful preoperative evaluation and sound clinical judgment should be used by the surgeon to decide the risk/benefit ratio before implanting a lens in a patient with any of the conditions described in the Directions for Use labeling. Caution should be used prior to lens encapsulation to avoid lens decentrations or dislocations. Studies have shown that color vision discrimination is not adversely affected in individuals with the AcrySof® Natural IOL and normal color vision. The effect on vision of the AcrySof® Natural IOL in subjects with hereditary color vision defects and acquired color vision defects secondary to ocular disease (e.g., glaucoma, diabetic retinopathy, chronic uveitis, and other retinal or optic nerve diseases) has not been studied. Do not resterilize; do not store over 45° C; use only sterile irrigating solutions such as BSS® or BSS PLUS® Sterile Intraocular Irrigating Solutions. **ATTENTION:** Reference the Directions for Use labeling for a complete listing of indications, warnings and precautions.